

Llobet Research Group



Group Leader: Antoni Llobet

Postdoctoral researchers: Carolina Gimbert / Serena Berardi/Chuanjun Wang/ Thibaut Stoll (until Feb.)/Miguel Guttentag (until Feb.)/Samuel Drouet (until Sep.)

PhD students: Roc Matheu / Pablo Garrido/Sergi Grau/MD Asmaul Hoque/ Abolfazl Ghaderian/Lorenzo Mognon (until July)

Visiting Postdocs: Craig Richmond (June and July)

Visiting Students: Vlad Pascanu (January) / Jordi Creus(January, June, July, Sept-Oct)/ Florian Lessing (Sep-Nov)/Yuanyuan Shi (until April) / Xiaoxue Song (from Nov)

Summer fellows: Pere Monge Marcet

Administrative support: María José Gutiérrez

Abstract

The group carries out research in the field of redox catalysis using transition metal complexes. We are interested in the oxidation and reduction of both organic and inorganic substrates, and mainly those that are of technological interest. Our overall objective is to understand the various factors that affect catalyst's efficiency and selectivity with special

focus on the transition metal electronic structure and space disposition.

Particular attention is being paid to the catalytic oxidation of water to molecular dioxygen, given the implications of this reaction for new energy conversion schemes based on *artificial photosynthesis*. The final objective of this route consists on the photo-production of hydrogen from water and sunlight.

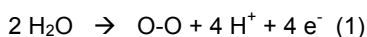
Mother Nature uses a whole range of metalloproteins to carry out a wide variety of oxidation processes in a highly selective and efficient manner. Our general philosophical approach is inspired by nature's extraordinary performance. Thus we develop our transition metal redox catalysts based on nature's wisdom, mimicking her structural motives and reactivity strategies.

Our catalyst development involves the interplay of a variety of disciplines including, synthetic organic and inorganic chemistry, spectroscopy, electrochemistry, kinetics and catalysis.

The following are some of the topics we are currently involved in:

Catalysts for Artificial Photosynthesis

The prediction for energy demand by the year 2050 is in the range of 30-50 TW which is more than a 100% increase with regard to what we have consumed by the year 2004. Furthermore, given the rate of CO₂ increase and the catastrophic consequences this is producing to our planet, it is obvious that our society has an urgent need for a carbon-neutral renewable energy source. An attractive and clean energy vector to solve this problem could be H₂, but while the storage and separation of hydrogen has already been achieved with certain degree of success, the question of where do we get a sustainable hydrogen source still remains to be answered. Nature has been using water and sunlight as a source of energy in its photosynthetic processes for a long time. Oxidation of water to O₂,



is the terminal reaction of photosystem II (PSII) in green plants which takes place at a polynuclear Ca-Mn₄ complex. This reaction is a thermodynamically demanding reaction since E° = 1.23 V (vs. SHE) at pH = 0.0. On the other hand it is of tremendous molecular complexity from a mechanistic perspective, since it involves the oxidation of water by 4 H⁺ and 4 e⁻ with the formation of an oxygen-oxygen bond. It is thus an important reaction to be modeled since efficient low molecular weight models can lead to a first step towards creating a clean renewable energy source. The mastering of the performance of this reaction is nowadays the bottleneck for the development of artificial photosynthetic devices, capable of producing H₂ from water and sunlight. Thus it constitutes the key to access a clean renewable fuel such as H₂, the energy vector of the future.




Fig. 1 - Zero-Emission Fuel-Cell Bus.

We have recently prepared a family of dinuclear Ru-aqua complexes containing dinucleating polypyridylic ligands. These ligands are chosen because they enforce a particular metal preorganization and because they impose a delicate balance between the Ru-aqua entities. That is: they are sufficiently close so that they can interact to one another but at the same time they are sufficiently apart so that an oxo bridging reaction can not take place. The latter would be highly detrimental since it would basically kill the catalytic activity with regard to water oxidation.

The higher oxidation states of this Ru dinuclear complexes have been shown to be active with regard to the oxidation of water to molecular dioxygen. We are currently studying the effects of electronic perturbations over the performance of the catalysts as well as the reaction mechanisms through which those reactions proceed. Furthermore, we are designing specific ligands and complexes that will allow us to discriminate between potential intramolecular versus intermolecular mechanisms involving water nucleophilic attack to a Ruthenium-oxo electrophilic entity.

The high thermodynamic potential required for a catalyst capable of oxidizing water to molecular dioxygen implicates that its active species will also be capable of oxidizing a wide range of organic compounds. Therefore intermolecular catalyst-catalyst deactivation is one of the main deactivation pathways. For this purpose we are designing new dinucleating ligands that maintain the intrinsic electronic and coordination abilities of the original ligands but that contain a functionalized group that is able to be attached into an oxidatively rugged solid support. This will bring about a restricted translational mobility that would avoid those undesirable intermolecular interactions.

The combination of spectroscopic, electrochemical and mechanistic information allows us to design and develop new and more

efficient water oxidation catalysts based on Ru complexes. Those complexes are to be integrated in complex solar cells in a serious first step towards a viable commercial application.

We are also at the moment developing the parallel chemistry, substituting the Ru metal center by Mn, and modifying the ligands taking into account the specific chemistry of such a first row transition metal. The aim here is to increase the velocity of the water oxidation process and to understand the reaction pathways through which they proceed.

Photochemical oxidation of organic substrates

We are in the process of developing the adequate transition metal complexes that can be attached into TiO₂ semiconductors, or alternatively into quantum dots, so that they can perform the oxidation of organic substrates with just sunlight. This reaction concept benefits from the absence of a generally polluting and expensive chemical oxidant and also from the formation of H₂ as a byproduct.

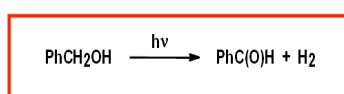
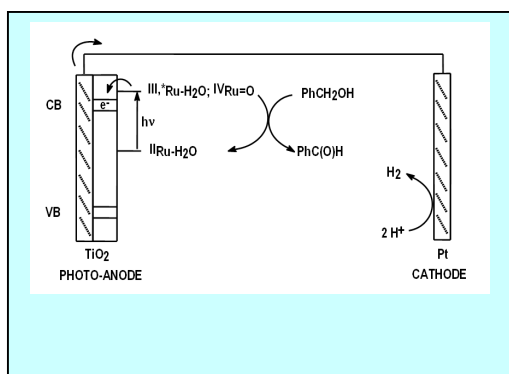


Figure 2 - Proposed photo-oxidation scheme for organic substrates based on Ru complexes.

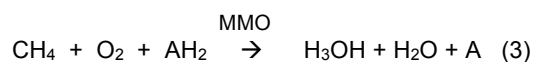
Selective chemical oxidation of organic substrates under mild conditions

There are an important number of dinuclear copper-containing proteins that use molecular dioxygen to carry out a variety of oxidations, including the industrially relevant oxidation of cyclohexane to cyclohexanol. In this topic we are centering our efforts in the synthesis, characterization and reactivity of transition metal complexes using mononucleating and dinucleating ligands. The appropriate design of dinucleating ligands permits to situate two transition metals in relatively close proximity so

that cooperation phenomena can take place as well as its fine tuning. These spatial effects combined with electronic effects, permit the generation of synergic phenomena and in some cases the viability of a given reaction that is not observable with a mononuclear complex. In nature a large number of metalloproteins exists, whose function consists on the breaking of O-O bonds under very smooth conditions,



for its subsequent incorporation in a specific substrate with high efficiencies and selectivity. As an example the oxidation of methane to methanol can be cited catalyzed by MMO (methane monooxygenase), where AH₂ represents an external reducing agent.



At present the chemical industry carries out a number of oxidation processes in a stoichiometric as well as in a catalytic manner but with low efficiencies and selectivity. Besides in general, expensive, highly toxic and environmentally harmful substances are used as oxidants. Here we deal with the field of the activation of oxygen utilizing models inspired in the molecular engineering of non-heme processes developed by nature, that is conceptually the inverse reaction of water oxidation.

Our objective is to elucidate the mechanisms through which these reactions occur in order to extract the key information to be able to design and build low molecular weight analogues. We are particularly interested in understanding the parameters that govern the intermolecular interaction between active species and external substrate. The key substrates we are dealing with at the moment are unsaturated hydrocarbons, alcohols, olefins and sulfides. With the last two ones we are also engaged in building up their corresponding chiral analogues to perform the catalytic oxidation in an enantioselective manner.

Supramolecular catalysis

In this project we are combining molecular recognition with oxidative catalysis in order to achieve a selective functionalization of a given substrate, a process that nature also performs. The challenge here is to prepare non-symmetric bifunctional molecules that are geometrically designed so that they are capable to perform both tasks in a harmonized manner: the recognition process through a non covalent bond (coulombic interaction, hydrogen bonding, π -stacking) and the oxidative process.

Activation of C-H and C-F bonds

This project aims at the understanding of the fundamental chemistry involved in the activation of C-H and C-F bonds by transition metal complexes. Selective activation of C-H bonds by metals under mild conditions is a major subject of research, targeting the final functionalization of organic substrates. The characterization of the usually unstable intermediates of the C-H

bond activation prior to functionalization is crucial for the mechanistic comprehension of the reaction. It is thus of great importance in organometallic chemistry and catalyst development because it can contribute to deepen our knowledge related to the reactivity of stable bonds and the selective replacement of F atoms..

Articles

“Oxo-Bridge Scenario behind Single-Site Water-Oxidation Catalysts”

Inorg. Chem. (2015) 54(2), 658-666.

I. López, S. Maji, J. Benet-Buchholz, A. Llobet

“H₂ Generation and Sulfide to Sulfoxide Oxidation with H₂O and Sunlight with a Model Photoelectrosynthesis Cell ”

Coord. Chem. Rev. (2015) 304-305, 202-208.

P. Farràs, C. Di Giovanni, J. N. Clifford, E. Palomares, A. Llobet

“Highly Efficient Binuclear Ruthenium Catalyst for Water Oxidation”

ChemSusChem (2015) 8, 1697-1702

A. C. Sander, S. Maji, L. Francàs, T. Böhnisch, S. Dechert, A. Llobet, F. Meyer

“Behavior of the Ru-bda Water Oxidation Catalyst Covalently Anchored on Glassy Carbon Electrodes”

ACS Catal. (2015) 5, 3422-3429

R. Matheu, L. Francàs, P. Chernev, M. Z. Ertem, V. Batista, M. Haumann, X. Sala, A. Llobet

“Redox Non-innocent Ligand Controls Water Oxidation Overpotential in a New Family of Mononuclear Cu-Based Efficient Catalysts”

J. Am. Chem. Soc. (2015) 137, 6758-6761

P. Garrido-Barros, I. Funes-Ardoiz, S. Drouet, J. Benet-Buchholz, F. Maseras, A. Llobet

“Powerful Bis-facially Bridged Ru Dinuclear Epoxidation Catalyst”

Inorg. Chem. (2015) 54, 6782-6791

J. Aguiló, L. Francàs, R. Bofill, M. Gil-Sepulcre, J. García-Antón, A. Poater, A. Llobet, L. Escriche, F. Meyer, X. Sala

“Efficient Light-Driven Water Oxidation Catalysis by Dinuclear Ru Complexes”

ChemSusChem (2015) 8, 3688-3696

S. Berardi, L. Francàs, S. Neudeck, S. Maji, J. Benet-Buchholz, F. Meyer, A. Llobet

“Intramolecular Proton Transfer Boosts Water Oxidation Catalyzed by a Ru Complex”

J. Am. Chem. Soc. (2015) 137, 10786-10795

R. Matheu, M. Z. Ertem, J. Benet-Buchholz, E. Coronado, V. S. Batista, X. Sala, A. Llobet

“Single Site Isomeric Ru WOCs with Electron Withdrawing Groups: Synthesis, Electrochemical Characterization and Reactivity”

Inorg. Chem. (2015), 54, 11948-11957

L. Mognon, J. Benet-Buchholz, A. Llobet